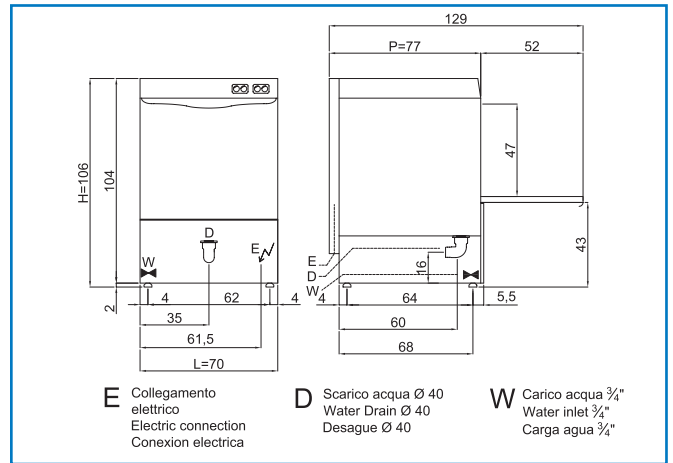
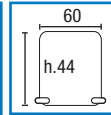
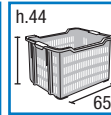
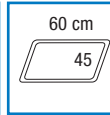
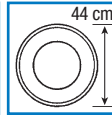
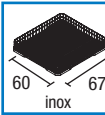
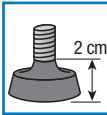




KORAL 950

STANDARD
V 380-400/3+N+T
Hz 50/60

**A RICHIESTA
ON REQUEST**
V 230/3 + T
V 230/1+N+T
Hz 50/60



K 950 particolare rinforzo porta
detail stainless steel door



Optional SPI60
dim. 69,5x71x47h cm

K 950 doppia girante acciaio inox
double stainless steel wash arms

Caratteristiche tecniche Technical features / Características técnicas

Elettropompa/Wash-Pump/Electrobomba	2,2 Kw - 3,0 Hp
Tensione alimentaz./Input Voltage/Tensión alimentación	V 380-400/3+N+T Hz 50/60
Alimentazione a richiesta/Input voltage on request	V 230/3+T Hz 50/60 V 230/1+T Hz 50/60
Absorbimento tot./Total power input/Potencia total	8,2 Kw
Capacità boiler/Boiler capacity/Capacidad boiler	13 Lt.
Resistenza boiler/Boiler heating element/Resistencia boiler	6,0 Kw
Capacità vasca/Tank capacity/Capacidad cuba	45 Lt.
Resistenza vasca/Tank heating element/Resistencia cuba	2,0 + 2,0 + 2,0 Kw
Consumo acqua ciclo	2 - 2,5 Lt.
Water consumption cycle/Consumo de agua por ciclo	
Pressione alimentaz.	2-4 BAR
Input Water Pressure/Presión alimentación	
Ciclo di lavaggio/Washing Cycle/Ciclo de lavado	120/240/360 sec.
Lungh. tubo alimentaz.	
Feeding tube height/Largo tubo alimentación (3/4 Gas)	1,50 m
Lungh. tubo scarico	
Drain tube height/Largo tubo de descarga (Ø 32 mm)	1,50 m



K 950 piatti pizza
pizza dishes



K 950 inserto porta piatti
dishes insert

Accessori / Optionals / Accesorios

	DD4	dosatore detergente regolabile electric detergent dispenser dosificador de detergente
	DP300	pompa di scarico H.p. 0,30 drain pump H.p. 0,30 bomba de descarga H.p. 0,30
	CA500	pompa di pressione H.p. 0,5 booster pump H.p. 0,5 bomba de presion H.p. 0,5
	TS 2	termostop thermostop termostop
	HP 950 potenziato high power / potenciado	assorbimento totale total power input max/potencia total 11,2 Kw resistenza boiler boiler heating element/resistencia boiler 9,0 Kw resistenza vasca tank heating element/resistencia cuba 3,0+3,0+3,0 Kw
	103356	termometri thermometers termometro
	1000091	pedini regolabili inox h 25÷29 cm adjustable stainless steel feet h 25÷29 cm pies inox regulables h 25÷29 cm
	1170	coppia di inserti portapiatti double dishes insert 2insertador para platos
	SPI60	mobile supporto inox h 47 cm table support in stainless steel h 47 cm soporte móvil inox h 47 cm
	DEP12	addolcitore a resine 12 litri cabin water softener 12 lt descalcificador de resina 12 lts

Dotazione standard Standard equipment / Dotación standard

	950201	Cesto inox Basket 60x67x10 cm Cesto inox	n° 1
	1159	Inserto portateglie per cesto insert 58x63x30 cm Insertador bandejas para cesto	1
	1154	Inserto posate a 8 divisori 8 division cutlery insert Insertador cubiertos con 8 divisiones	1
	9501010	Filtro vasca integrale Integral tank filter Filtro de cuba integral	4

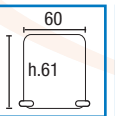
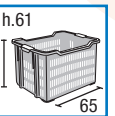
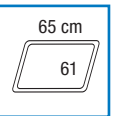
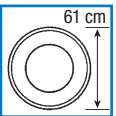
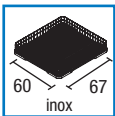
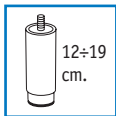
Imballo / Packing / Embalaje



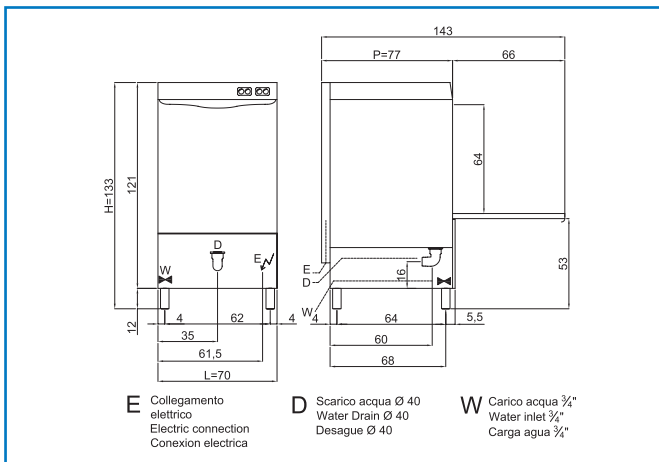
Dimensioni/Dimensions/Dimensiones	78x90x110 cm
Volume/Volume/Volumen	0,77 m³
Peso lordo/Gross weight/Peso bruto	90 Kg
Peso netto/Net weight/Peso neto	84 Kg

STANDARD
V 380-400/3+N+T
Hz 50/60

**A RICHIESTA
ON REQUEST**
V 230/3 + T
V 230/1+N+T
Hz 50/60



KORAL
960



Caratteristiche tecniche
Technical features / Características técnicas

Elettropompa/Wash-Pump/Electrobomba	2,2 Kw - 3,0 Hp
Tensione alimentaz./Input Voltage/Tensión alimentación	V 380-400/3+N+T Hz 50/60
Alimentazione a richiesta/Input voltage on request	V 230/3+T Hz 50/60 V 230/1+T Hz 50/60
Assorbimento tot./Total power input/Potencia total	8,2 Kw
Capacità boiler/Boiler capacity/Capacidad boiler	13 Lt.
Resistenza boiler/Boiler heating element/Resistencia boiler	6,0 Kw
Capacità vasca/Tank capacity/Capacidad cuba	45 Lt.
Resistenza vasca/Tank heating element/Resistencia cuba	2,0 + 2,0 + 2,0 Kw
Consumo acqua ciclo	2 - 2,5 Lt.
Water consumption cycle/Consumo de agua por ciclo	
Pressione alimentaz.	2÷4 BAR
Input Water Pressure/Presión alimentación	
Ciclo di lavaggio/Washing Cycle/Ciclo de lavado	120/240/360 sec.
Lungh. tubo alimentaz.	1,50 m
Feeding tube height/Largo tubo alimentación (3/4 Gas)	
Lungh. tubo scarico	1,50 m
Drain tube height/Largo tubo de descarga (Ø 32 mm)	




K 960 piatti pizza
pizza dishes



K 960 inserto porta piatti
dishes insert



K 960



K 960 doppia girante in acciaio inox
double stainless steel wash arms

Dotazione standard
Standard equipment / Dotación standard

	950201	Cesto inox / Basket 60x67x10 cm / Cesto inox	n°	1
	1159	Inserto portateglio per cesto / insert 58x63x30 cm / Insertador bandejas para cesto		1
	1154	Inserto posate a 8 divisori / 8 division cutlery insert / Insertador cubiertos con 8 divisiones		1
	9501010	Filtro vasca integrale / Integral tank filter / Filtro de cuba integral		4
	1000090	Piedino inox regolabile 12±19 cm / Adjustable foot stainless steel 12±19 cm / Pies inox regulables 12±19 cm		4

Imballo / Packing / Embalaje

	Dimensioni/Dimensions/Dimensiones	78x90x140 cm
	Volume/Volume/Volumen	0,98 m³
	Peso lordo/Gross weight/Peso bruto	95 Kg
	Peso netto/Net weight/Peso neto	89 Kg


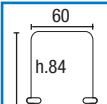
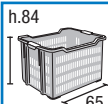
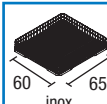
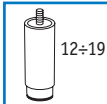
Accessori/Optionals/Accesorios

	DD4	dosatore detergente regolabile / electric detergent dispenser / dosificador de detergente
	DP300	pompa di scarico H.p. 0,30 / drain pump H.p. 0,30 / bomba de descarga H.p. 0,30
	CA500	pompa di pressione H.p. 0,5 / booster pump H.p. 0,5 / bomba de presión H.p. 0,5
	TS 2	termostop / thermostop / termostop
	HP 960 potenziato high power / potenciado	assorbimento totale total power input max/potencia total 11,2 Kw resistenza boiler boiler heating element/resistencia boiler 9,0 Kw resistenza vasca tank heating element/resistencia cuba 3,0+3,0+3,0 Kw
	103356	termometri / thermometers / termometro
	1000091	piedini regolabili inox h 25±29 cm / adjustable stainless steel feet h 25±29 cm / pies inox regulables h 25±29 cm
	1170	coppia di inserti portapiatti / double dishes insert / 2insertador para platos
	DEP12	addolcitore a resine 12 litri / cabin water softener 12 lt / descalcificador de resina 12 lts

KORAL 980

STANDARD
V 380-400/3+N+T
Hz 50/60

**A RICHIESTA
ON REQUEST**
V 230/3 + T
V 230/1+N+T
Hz 50/60




K 980 piatti pizza
pizza dishes



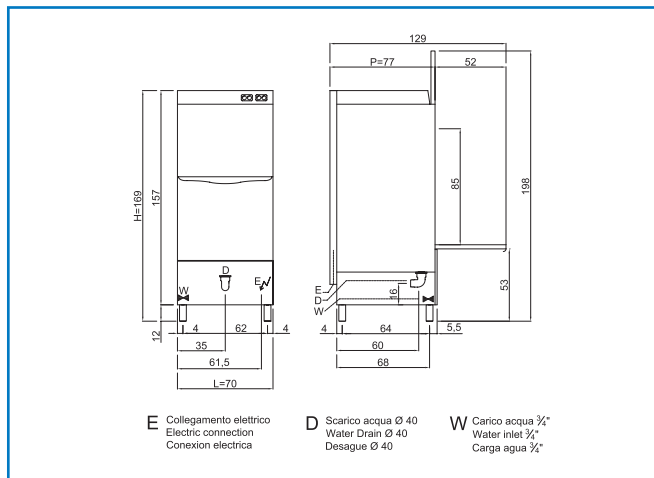
K 980 inserto porta piatti
dishes insert



K 980



K 980 doppia girante acciaio inox
double stainless steel wash arms



Caratteristiche tecniche

Technical features / Características técnicas

Elettropompa/Wash-Pump/Electrobomba	2,2 Kw - 3,0 Hp
Tensione alimentaz./Input Voltage/Tensión alimentación	V 380-400/3+N+T Hz50/60
Alimentazione a richiesta/Input voltage on request	V 230/3+T Hz 50/60 V 230/1+T Hz 50/60
Assorbimento tot./Total power input/Potencia total	8,2 Kw
Capacità boiler/Boiler capacity/Capacidad boiler	13 Lt.
Resistenza boiler/Boiler heating element/Resistencia boiler	6,0 Kw
Capacità vasca/Tank capacity/Capacidad cuba	45 Lt.
Resistenza vasca/Tank heating element/Resistencia cuba	2,0 + 2,0 + 2,0 Kw
Consumo acqua ciclo	2 - 2,5 Lt.
Water consumption cycle/Consumo de agua por ciclo	
Pressione alimentaz.	2÷4 BAR
Input Water Pressure/Presión alimentación	
Ciclo di lavaggio/Washing Cycle/Ciclo de lavado	120/240/360 sec.
Lungh. tubo alimentaz.	1,50 m
Feeding tube height/Largo tubo alimentación (3/4 Gas)	
Lungh. tubo scarico	1,50 m
Drain tube height/Largo tubo de descarga (Ø 32 mm)	

Accessori/Optionals/Accessorios

	DD4	dosatore detergente regolabile electric detergent dispenser dosificador de detergente
	DP300	pompa di scarico H.p. 0,30 drain pump H.p. 0,30 bomba de descarga H.p. 0,30
	CA500	pompa di pressione H.p. 0,5 booster pump H.p. 0,5 bomba de presión H.p. 0,5
	TS 2	termostop thermostop termostop
	HP 980 potenziato high power / potenciado	assorbimento totale total power input max/potencia total 11,2 Kw resistenza boiler boiler heating element/resistencia boiler 9,0 Kw resistenza vasca tank heating element/resistencia cuba 3,0+3,0+3,0 Kw
	103356	termometri thermometers termometro
	1000091	piedini regolabili inox h 25÷29 cm adjustable stainless steel feet h 25÷29 cm pies inox regulables h 25÷29 cm
	1170	coppia di inserti portapiatti double dishes insert Zinsertador para platos
	DEP12	addolcitore a resine 12 litri cabin water softener 12 lt descalcificador de resina 12 lts

Dotazione standard

Standard equipment / Dotación standard

	950201	Cesto inox Basket 60x67x10 cm Cesto inox	1° 1
	1159	Inserto portategole per cesto insert 58x63x30 cm Insertador bandejas para cesto	1
	1154	Inserto posate a 8 divisori 8 division cutlery insert Insertador cubiertos con 8 divisiones	1
	9501010	Filtro vasca integrale Integral tank filter Filtro de cuba integral	4
	1000090	Piedino inox regolabile 12÷19 cm Adjustable foot stainless steel 12÷19 cm Pies inox regulables 12÷19 cm	4

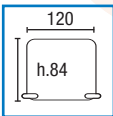
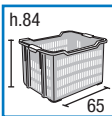
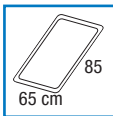
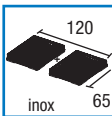
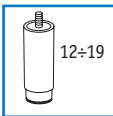
Imballo / Packing / Embalaje



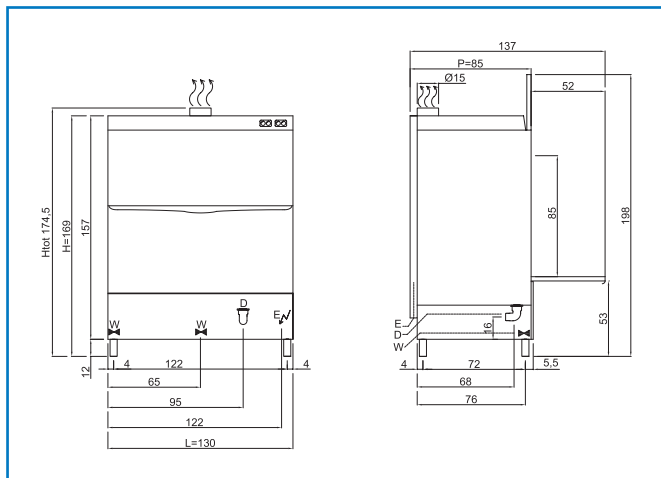
Dimensioni/Dimensions/Dimensiones	78x90x175 cm
Volume/Volume/Volumen	1,23 m³
Peso lordo/Gross weight/Peso bruto	130 Kg
Peso netto/Net weight/Peso neto	124 Kg

STANDARD
V 380-400/3+N+T
Hz 50/60

**A RICHIESTA
ON REQUEST**
V 230/3 + T
Hz 50/60




KORAL 990




Caratteristiche tecniche
Technical features / Características técnicas



Elettropompa/Wash-Pump/Electrobomba	(2,2 Kw - 3,0 Hp) x 2
Tensione alimentaz./Input Voltage/Tensión alimentación	V 380-400/3+N+T Hz 50/60
Alimentazione a richiesta/Input voltage on request	V 230/3+T Hz 50/60
Absorbimento tot./Total power input/Potencia total	13,5 Kw
Capacità boiler/Boiler capacity/Capacidad boiler	13 Lt.
Resistenza boiler/Boiler heating element/Resistencia boiler	4,5 + 4,5 Kw
Capacità vasca/Tank capacity/Capacidad cuba	90 Lt.
Resistenza vasca/Tank heating element/Resistencia cuba	3,0 + 3,0 + 3,0 Kw
Consumo acqua ciclo	2,5 - 3,5 Lt.
Pressione alimentaz.	2+4 BAR
Ciclo di lavaggio/Washing Cycle/Ciclo de lavado	120/240/360 sec.
Lungh. tubo alimentaz.	2 x 1,50 m
Lungh. tubo scarico	1,50 m



K 990 doppio cestello / double basket



K 990



K 990 doppia girante in acciaio inox
double stainless steel wash arms

Accessori / Optionals / Accesorios



	DD7	dosatore detergente regolabile electric detergent dispenser dosificador de detergente
	DP400	pompa di scarico H.p. 0,5 drain pump H.p. 0,5 bomba de descarga H.p. 0,5
	CA500	pompa di pressione H.p. 0,5 booster pump H.p. 0,5 bomba de presión H.p. 0,5
	TS 2	termostop thermostop termostop
	HP 990 potenziato hight power / potenciado	assorbimento totale total power input max/potencia total 14,2 Kw resistenza boiler boiler heating element/resistencia boiler 6,0+6,0 Kw resistenza vasca tank heating element/resistencia cuba 3,0+3,0+3,0 Kw
	103356	termometri thermometers termometro
	1000091	piedini regolabili inox h 25±29 cm adjustable stainless steel feet h 25±29 cm pies inox regulables h 25±29 cm
	1170	coppia di inserti portapiatti double dishes insert Zinsertador para platos
	DEP12	addolcitore a resine 12 litri cabin water softener 12 lt descalcificador de resina 12 lts

Dotazione standard
Standard equipment / Dotación standard



	950201	Cesto inox Basket 60x67x10 cm Cesto inox	n° 2
	1159	Inserto portateglie per cesto insert 58x63x30 cm Insertador bandejas para cesto	2
	1154	Inserto posate a 8 divisori 8 division cutlery insert Insertador cubiertos con 8 divisiones	2
	9901010	Filtro vasca integrale Integral tank filter	2
	9901011	Filtro di cuba integrale	2
	1000090	Piedino inox regolabile 12±19 cm Adjustable foot stainless steel 12±19 cm Pies inox regulables 12±19 cm	2

Imballo / Packing / Embalaje



Dimensioni/Dimensions/Dimensiones	90x138x185 cm
Volume/Volume/Volumen	2,3 m³
Peso lordo/Gross weight/Peso bruto	170 Kg
Peso netto/Net weight/Peso neto	164 Kg